

Income Focused Fund (Classes A, B,C and D - R1 Shares)

Benchmark
Bloomberg Barclays Capital U.S. Aggregate Bond

Morningstar Category
Multisector Bond

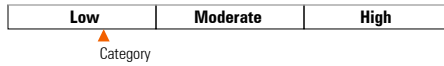
Investment Information

Investment Strategy
Seeks to provide current income as a primary objective, with capital appreciation as a secondary objective.

Operations and Management

Fund Inception Date 11-30-20
Trustee Mercer Trust Company
SubAdvisors Bond Core Plus Fund Subadvisors Pacific Investment Management Company, LLC
Western Asset Management Company

Volatility Analysis



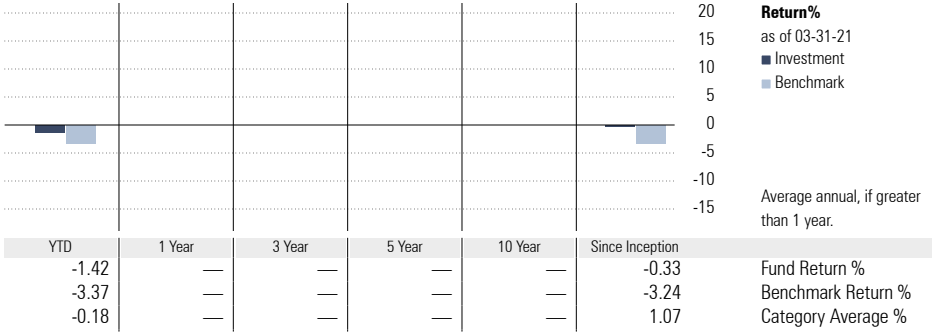
The volatility measure is not displayed for investments with fewer than three years of history. The category average, however, is shown above.

Best 3 Month Return Worst 3 Month Return

Notes

The Benchmark for this Fund is the Bloomberg Barclays Capital U.S. Aggregate Bond Index. Inception to date performance for the Fund begins with first full month following stated inception date. See the Program Annual Disclosure Document (April 2021) for more information, as well as the attached Disclosure page.

Performance

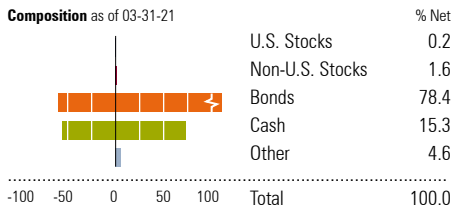


Performance Disclosure: The performance data quoted reflects past performance and does not guarantee future results. The investment return and principal value of an investment will fluctuate; thus, an investor's units, when redeemed, may be worth more or less than their original cost.

Please see Rider 1A on following Disclosure pages. Current performance may be lower or higher than return data shown herein. For more current information, including month-end performance, please call (800) 348-2272 or visit www.abaretirement.com. Please refer to the Performance section of the Disclosure page for more information.

Growth of \$10,000 start date 12-31-20	01-31-21	Annual Fund Operating Expenses
Fund	\$9,999	Expense Ratio 1.24 %
Benchmark	\$9,663	Sales Charge 0.00 %
		12b-1 Fee n/a

Portfolio Analysis



Top 10 Holdings as of 03-31-21

Asset	% Assets
PIMCO Income Instl	45.18
Bond Core Plus Fund	29.83
Western Asset Income IS	24.99
Total Number of Holdings	4
Annual Turnover Ratio %	0.29
Total Fund Assets (\$mil)	—

Morningstar Fixed Income Style Box™ as of 03-31-21

Not Available	Avg Eff Duration	—
	Avg Eff Maturity	—
	Avg Wtd Coupon	3.67
	Avg Wtd Price	105.61

Morningstar F-I Sectors as of 03-31-21

Sector	% Fund	% Category
Government	18.25	13.68
Corporate	20.43	41.49
Securitized	26.61	22.14
Municipal	0.14	2.65
Cash	25.26	9.09
Other	9.31	10.94

Credit Analysis % Bonds
Not Available

Disclosure

You should consider the investment objectives, risks, charges and expenses of the investment options carefully before investing. All units of the collective investment funds (each, a 'Fund' and collectively, the 'Funds') offered under the Collective Trust that serve as investment options under the ABA Retirement Funds Program ("the Program") are exempt from registration under the Securities Act of 1933. For a copy of the Program Disclosure Document with more complete information, including charges and expenses associated with the Program, or to speak with a Plan Consultant, call 800.826.8901, visit www.abaretirement.com or write to: ABA Retirement Funds, P.O. Box 55072, Boston, MA 02205-5072. Please read the information carefully before investing. For email inquiries, contact contactus@abaretirement.com.

Performance

The total return of a Fund reflects performance after adjustment for fees and expenses. Each Fund's performance is compared with the investment record of a comparable market index or other benchmark. The benchmark is a portfolio of specified securities and the benchmark does not reflect any initial or ongoing fees or expenses. Securities held in a Fund's portfolio may differ significantly from the securities that comprise the benchmark.

The past performance of a Fund or benchmark is no guarantee of future performance.

Best and Worst 3 Month Return

Morningstar calculates best and worst 3-month performance (in percentage terms) of each Fund on a monthly basis.

Best 3-Month Return: The highest total return a Fund has posted in a consecutive three-month period over the trailing 15 years, or if a Fund has been in operation for less than 15 years, since the Fund's inception.

Worst 3-Month Return: The lowest total return a Fund has posted in a consecutive three-month period over the trailing 15 years, or if a Fund has been in operation for less than 15 years, since the Fund's inception.

The past performance of a Fund is no guarantee of future performance.

Growth of \$10,000

Growth of \$10,000 shows a Fund's hypothetical performance based on how an assumed \$10,000 investment in the Fund would have grown over time. The growth of \$10,000 begins at the date shown in the module. Also shown is the hypothetical growth of \$10,000 based on the investment record of the Fund's Benchmark over the same period. The inclusion of the information on the Benchmark allows investors to compare the performance of the Fund with the performance of the Benchmark. The past performance of a Fund or Benchmark is no guarantee of future performance.

Morningstar Style Box™

The Morningstar Style Box™ reveals a fund's investment style. For equity funds the vertical axis shows the market capitalization of the long stocks owned and the horizontal axis shows investment style (value, blend, or growth).

For fixed-income funds, the vertical axis shows the credit quality of the fixed income securities owned and the horizontal axis shows interest rate sensitivity as measured by a bond's effective duration.

Morningstar seeks credit rating information from fund companies on a periodic basis (e.g., quarterly). In compiling credit rating information Morningstar accepts credit ratings reported by fund companies that have been issued by all Nationally Recognized Statistical Rating Organizations (NRSROs). For a list of all NRSROs, please visit <http://www.sec.gov/divisions/marketreg/ratingagency.htm>. Additionally, Morningstar accepts foreign credit ratings from widely recognized or registered rating agencies. If two rating organizations/agencies have rated a security, fund companies are to report the lower rating; if three or more organizations/agencies have rated a security, fund companies are to report the median rating, and in cases where there are more than two organization/agency ratings and a median rating does not exist, fund companies are to use the lower of the two middle ratings. PLEASE NOTE: Morningstar, Inc. is not itself an NRSRO nor does it issue a credit rating on the fund. An NRSRO or rating agency ratings can change from time-to-time.

For credit quality, Morningstar combines the credit rating information provided by the fund companies with an average default rate calculation to come up with a weighted-average credit quality. The weighted-average credit quality is currently a letter that roughly corresponds to the scale used by a leading NRSRO. Bond funds are assigned a style box placement of "low", "medium", or "high" based on their average credit quality. Funds with a low credit quality are those whose weighted-average credit quality is determined to be less than "BBB-"; medium are those less than "AA-", but greater or equal to "BBB-"; and high are those with a weighted-average credit quality of "AA-" or higher. When classifying a bond portfolio, Morningstar first maps the NRSRO credit ratings of the underlying holdings to their respective default rates (as determined by Morningstar's analysis of actual historical default rates). Morningstar then averages these default rates to determine the average default rate for the entire bond fund. Finally, Morningstar maps this average default rate to its corresponding credit rating along a convex curve.

For interest-rate sensitivity, Morningstar obtains from fund companies the average effective duration. Generally, Morningstar classifies a fixed-income fund's interest-rate sensitivity based on the effective duration of the Morningstar Core Bond Index (MCBI), which is currently three years. The classification of Limited will be assigned to those funds whose average effective duration is between 25% to 75% of MCBI's average effective duration; funds whose average effective duration is between 75% to 125% of the MCBI will be classified as Moderate; and those that are at 125% or greater of the average effective duration of the MCBI will be classified as Extensive.

For municipal bond funds, Morningstar also obtains from fund companies the average effective duration. In these cases static breakpoints are utilized. These breakpoints are as follows: (i) Limited: 4.5 years or less; (ii) Moderate: more than 4.5 years but less than 7 years; and (iii) Extensive: more than 7 years. In addition, for non-US taxable and non-US

domiciled fixed income funds static duration breakpoints are used: (i) Limited: less than or equal to 3.5 years; (ii) Moderate: greater than 3.5 and less than equal to 6 years; (iii) Extensive: greater than 6 years.

Fees and Expenses

Reflects the expense ratio of the Fund based on the amounts incurred by the Fund for its last fiscal year. An explanation of the manner in which certain deductions and fees are calculated and the portions of these deductions and fees paid to certain parties in connection with the Program can be found in the Program Disclosure Document.

Risks

As with any investment, you could lose money on your investment. The unit value of each Fund typically fluctuates daily based on changes in the value of the securities held by the Fund. The investment strategies that the Funds' investment advisors use may not produce the intended results. For detailed information about these risks, please refer to the Program Disclosure Document.

Retirement Date Fund Risk: Generally speaking, Retirement Date Funds target a certain date range for retirement, or the date the investor plans to start withdrawing money. Investors can select the Fund that most closely corresponds to their anticipated retirement date. These Funds are designed to rebalance to a more conservative investment approach as the target date nears. An investment in a Retirement Date Fund is not guaranteed from investment loss at any time, including on or after the target date.

The Funds offered under the Collective Trust are not mutual funds and are not registered as investment companies under the Investment Company Act of 1940 and, therefore, are not subject to compliance with the requirements of such act or the protections afforded thereunder. **In addition, Units of the Funds are not deposits of or obligations of, or guaranteed or endorsed by, Mercer Trust Company or any other bank, are not insured by the Federal Deposit Insurance Corporation, the Board of Governors of the Federal Reserve, or any other agency, and involve risks including the possible loss of principal.** Please review the Program Disclosure Document for more information regarding the Funds and the Program, including fees and expenses.

The Glossary of Terms set forth below contains definitions of, and additional information with respect to, the terms used herein and is an integral part hereof.

GLOSSARY OF TERMS

Annual Turnover Ratio: Represents the frequency with which a Fund bought and sold securities in which it invests during the most recently completed calendar year next preceding the issuance of the Program Disclosure Document. As the level of portfolio turnover increases, transaction expenses incurred by the Fund, such as brokerage commissions, increase, which may adversely affect the Fund's performance.

Benchmark: An index or other standard against which a Fund's performance is measured. A large capitalization U.S. stock fund's returns, for instance, are often compared with the investment record of large-capitalization U.S. domiciled

Disclosure

issuers of the S&P 500 index.

Capital appreciation: An increase in the price of a security. This is one of the two primary sources of an investor's total return. The other primary source is income.

Composition: The types of securities held in a Fund's portfolio. A portfolio's composition will tell you something about its risk level. Funds that hold a large percentage of assets in cash or cash equivalents usually carry less risk because not all of their holdings are as exposed to market movements. The Portfolio Analysis pie chart can be used to determine how much of your investment consists of stocks, bonds and cash, including foreign stocks.

Coupon: A bond coupon refers to the periodic interest payments that a bond holder is entitled to receive for holding a bond.

Credit Analysis: For fixed-income Funds, credit analysis assesses the quality of the U.S. and non-U.S. bonds in a Fund's portfolio. Credit quality can influence the returns of portfolios that invest heavily in bonds. The Credit Analysis graph shows the respective percentage of Fund assets invested in securities rated in each of the major credit ratings categories, as determined by Standard & Poor's or Moody's (which are major credit rating agencies). The most highly rated bonds are rated AAA. Bonds with a BBB rating are in the lowest category that is still considered to be of investment grade. Bonds that are rated at or lower than BB (often called junk bonds or high-yield bonds) are considered to be quite speculative and more risky than higher-rated bonds. Any bonds that appear in the NR/NA category are either not rated by Standard & Poor's or Moody's or did not have a rating available as of the release date of this communication.

Duration: A measure of the sensitivity of the price (the value of principal) of a fixed-income security to a change in interest rates. Duration is expressed as a number of years. Rising interest rates generally lead to falling bond prices, while declining interest rates result in rising bond prices. The longer the duration, the greater the increase or decrease, as applicable, in a bond's price in response to interest rate changes.

Equity: Another term for stock, which is issued by a company and generally trades on an exchange.

Growth: There are two common uses of the word growth in the investment industry. In one sense, growth refers to an increase in a company's profits or sales. In the other sense, growth refers to a style of investing in which investment advisors seek to invest in firms with rapidly increasing profits or sales, often focusing less on the relative estimated enterprise or asset values as compared to the prices they pay for such stocks.

Income: Payment to an investor of a dividend on a stock or of interest on a bond. Income is one of the two primary sources of total return, the other being capital appreciation.

Index: As a noun, index refers to a benchmark, such as the S&P 500 index, that is used to assess a Fund's performance. As a verb, index refers to the practice of buying and holding the securities that comprise an index, or securities that are representative of those comprising an index.

Interest-rate risk: Interest-rate risk represents vulnerability of a fixed-income security to changes to interest rates. When interest rates rise, the prices of bonds and other income-oriented securities tend to fall and vice versa. The longer the duration for a bond or average effective duration for a Fund, the greater its interest-rate risk.

Investment Strategy: Indicates a particular Fund's investment goals, as further described in the Program Disclosure Document.

Market capitalization: The value of a company based on the current selling price of its stock and the number of shares it has issued. Market capitalization equals the number of shares outstanding multiplied by the share price.

Morningstar separates stock portfolio holdings into five market-capitalization groups: Giant, Large, Medium, Small and Micro. Of the 5,000 largest U.S. companies in Morningstar's equities database, the top 1% are categorized as Giant, the next 4% are Large, the next 15% are Medium, the next 30% are Small and the remaining 50% are Micro. Companies below the largest 5,000 are also classified as Micro.

For equity Funds, the average market capitalization of companies in a Fund's portfolio is also used to determine the vertical axis of the Morningstar Equity Style Box.

Market risk: The risk associated with general movements in the stock or bond market. Investments that are most sensitive to movements in these markets (as measured by r -squared and beta) are considered to have the greatest market risk, while investments that are least sensitive to movements in these markets are considered to have the least market risk.

Maturity: Maturity measures the average time period (in years) from a given date to the date on which bonds in a Fund's portfolio are due to be paid. A longer maturity indicates higher sensitivity to interest rate fluctuations.

Net Asset Value (NAV): A Fund's price per unit. The per unit dollar value of a Fund is calculated by dividing the total assets of all the holdings in its portfolio, less any liabilities, by the number of Fund units outstanding.

Principal: The face value of a bond that its owner is owed at maturity. The term also refers to the amount invested in a fund or security, independent of any earnings or losses on the investment.

Real Estate Investment Trusts (REITs): Companies that invest in multiple real-estate properties. REITs generally trade on major stock exchanges and are held by many mutual funds. The portfolios of certain Funds, including the Real Asset Return Fund and select Retirement Date Funds and Target Risk Funds, contain REITs. Any REITs in a Fund's portfolio are included as U.S. stocks in the Portfolio Analysis module and are listed under Cyclical in the Morningstar Super Sectors module.

Sector weightings: For U.S. equity Funds, Morningstar determines the respective percentages of each Fund's assets

that are allocated to each of the 11 major industrial sectors, and groups those sectors into three broader categories (Cyclical, Sensitive and Defensive). For Funds that invest in fixed income securities, Morningstar determines the respective percentages of each Fund's assets that are allocated to each of six categories (Government, Corporate, Securitized, Municipal, Cash and Other). The allocation to Cash in this module is based on the total fixed income market value of the Fund (as opposed to the Cash allocation in the Portfolio Analysis module, which is based on the value of the cash as a percentage of the total Fund). The allocation to Other in this module represents derivatives (as opposed to the Portfolio Analysis module, which includes derivatives in the Stocks or Bonds category, as appropriate).

Sector weightings provide another means of assessing the relative riskiness of different investment strategies. If a Fund's sector allocation is similar to the overall market (as measured by a broad market index such as the S&P 500 index) then the Fund likely follows a more conservative style. If the Fund heavily overweights or underweights individual sectors, then the Fund's strategy typically takes on more risk.

Security: This term can refer to any financial asset, including stocks, bonds, and some derivative instruments, the performance of which is derived from that of debt or equity securities.

Standard deviation: A statistical measure of the volatility of a Fund's returns.

Top holdings: A Fund's top holdings show which securities (stocks or bonds) are held in the largest concentrations and thus can be expected to have the most influence on the Fund's returns. The percentage of assets of the portfolio each holding represents provides an indication of the Fund's level of risk. For example, for an actively-managed equity Fund, a more conservatively managed Fund will usually devote no more than 3% to 4% of the Fund's assets to a particular security, while a more aggressively managed Fund may allocate 7%, 8%, or an even greater percentage of assets to a particular security. The total weighting of the top five holdings is also a measure of a Fund's risk taking policy. Funds that restrict the total amount of the top five holdings to 15% of assets or less are generally more conservative, while those that devote more than 25% to such holdings may be considered more aggressive.

Total Expense Ratio: Reflects the annualized expense ratio of a Fund based on net assets of the Fund and the Program determined as described under "Fees and Expenses." All Fund performance is reported net of fees and expenses. The asset-based fees charged against each Fund accrue daily and vary in amount to some degree depending on the asset levels of the Fund and the Program. Please refer to the Program Disclosure Document for a detailed breakdown of fees and expenses.

Total Return: The combined performance of a Fund, including distributed and undistributed capital appreciation or loss and interest or other income.

Volatility Analysis: The Volatility Analysis graph indicates where a Fund's volatility ranks relative to the mutual fund universe. Various events, factors and conditions could materially affect performance and could materially change the

Disclosure

volatility, risk and investment return characteristics of a Fund. Please refer to the strategy, investment guidelines and restrictions, and risk factors of a Fund as set forth in the Program Disclosure Document.

Low Volatility: A Fund with a low volatility measure has, in the past, shown a smaller range of price fluctuations relative to the mutual funds within the category. Consequently, a Fund so measured may appeal to investors looking for a more conservative investment strategy.

Moderate Volatility: A Fund with moderate volatility has, in the past, shown a relatively moderate range of price fluctuations relative to the mutual funds within the category. The Fund may experience larger or smaller price declines or price increases depending on market conditions.

High Volatility: A Fund with high volatility has, in the past, shown a wider range of price fluctuations relative to the mutual funds within the category. The Fund may experience significant price increases in favorable markets or be prone to experience larger price declines in adverse markets.

The volatility measure of a Fund is not displayed for Funds with fewer than three years of performance history.

World Regions: The World Regions chart presents the respective percentages of assets of an international Fund that are invested in various regions of the world. Regional exposure is an important variable in the relative returns of international Funds.

CN1445812_1222